

# ROTARY ONLINE





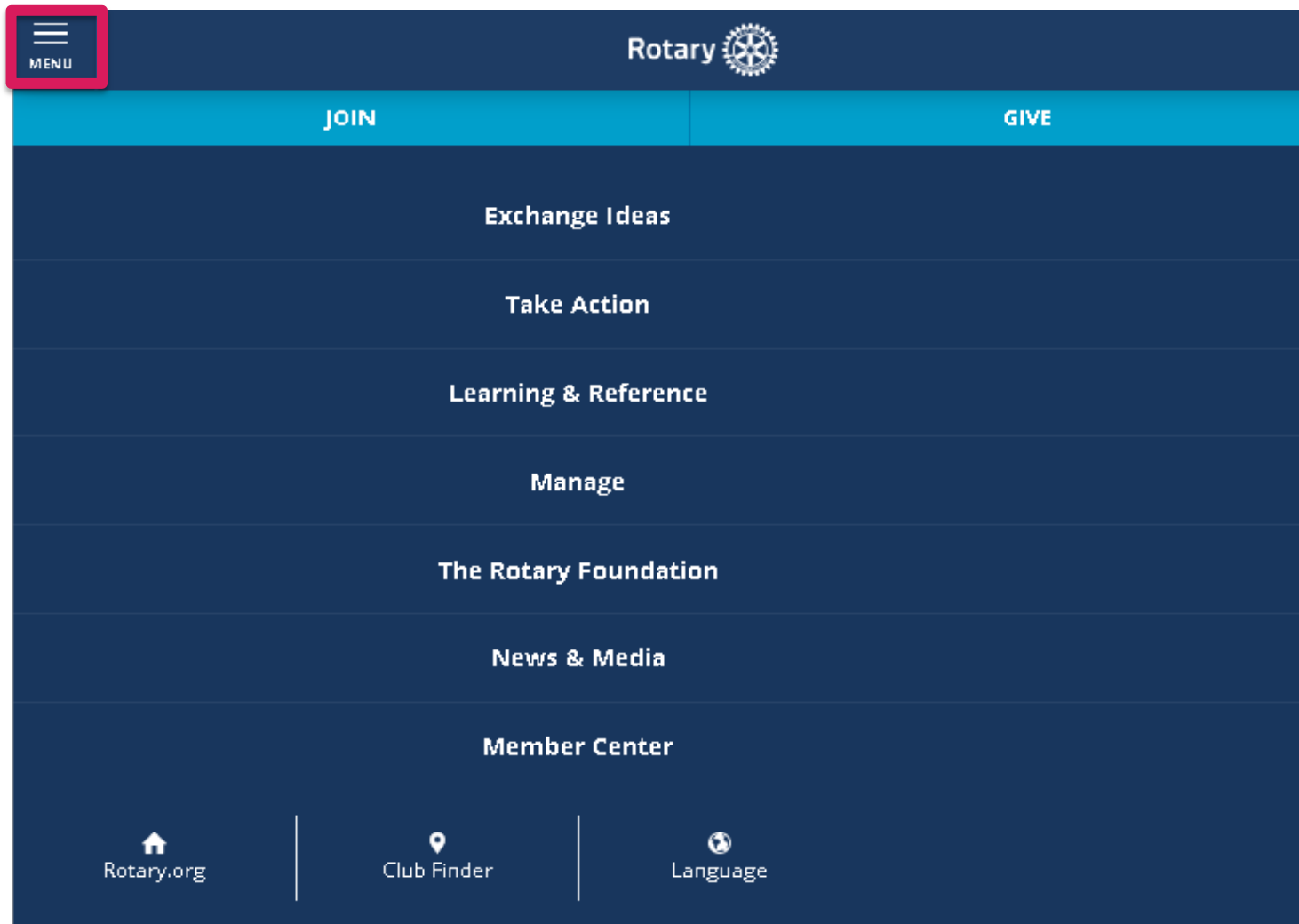
Rotary



# People of Action

Rotary is where neighbors, friends, and problem-solvers share ideas, join leaders, and take action to create lasting change.





[Exchange Ideas](#)

**[Take Action](#)**

[Learning & Reference](#)

[Manage](#)

[The Rotary Foundation](#)

[News & Media](#)

[Member Center](#)

## Give

[Ways to Give](#)

[Planned Giving](#)

[Donor Recognition](#)

**GIVE NOW**

## > [Develop Projects](#)

[Lifecycle of a Project](#)

[Rotary Club Central](#)

[Rotary Ideas](#)

[Rotary Showcase](#)

## Apply for Grants

[Grant Center](#)

[District Grants](#)

[Global Grants](#)

[Qualification](#)

[Grant Travel](#)

## Empower Leaders

[Sponsor a Rotaract club](#)

[Sponsor an Interact club](#)

[Organize a RYLA Event](#)

[Create a Scholarship](#)

[Start an Exchange](#)

[Support Peace Centers](#)

# Lifecycle of a Project



From planning and supporting your effort to promoting and evaluating its impact, these resources can help ensure success throughout the lifecycle of your project:

- [Planning & organizing](#)
- [Acquiring resources](#)
- [Implementing your project](#)
- [Evaluating & promoting](#)

## What do you want to do?

I want to...



# WHO CAN ADD PROJECTS ON ROTARY IDEAS?

Club President

Club Secretary

Club Executive  
Secretary

Club Treasurer

Club Membership Chair

Club Foundation Chair

Rotaract Club  
President

Rotaract Advisor



## Featured Projects



### Organisation eines Wasserbohrlochprojekts

Bohrlochprojekte zur Schaffung von Zugang zu sauberem Trinkwasser, Anschluss von sechs Wasserhähnen an Zapfsäule und Versorgung von zwei großen Hochbehältern mit Generatoren, in jedem der beteiligten Gemeinwesen. Gesamtbudget: 10.300 US\$.



0



### Premiers secours pour les élèves d'école primaire

La formation aux premiers secours pour les instituteurs et une trousse de premiers soins sont essentiels pour la sécurité des élèves qui se blessent régulièrement durant la récréation ou sur le chemin de l'école.



0



### Screening e trattamento del cancro uterino

Screening e trattamento del cancro uterino nelle aree rurali



0

[Start a Project Now](#)



### Online Contributions

Indicate the amount of financial assistance your project needs. Set suggested contribution levels to encourage donations.



### Volunteers

Define your project's need for volunteers. Allow volunteers to select their time availability online.



### Materials

Create a list of items that are needed to achieve your project's goals. Contributors can pick specific items to donate.



### Partners

Find local or international partners to help complete your project. Indicate the types of connections your project needs such as international clubs, subject matter experts, and more.

## Add a New Project Listing

[Frequently Asked Questions](#)

Please fill out the form below to add a new project listing. \* Indicates required information.

### Project Title \*

200 characters remaining

### Project Location

200 characters remaining

### Country

United States ▼

### Preferred Language

English ▼

### Contribution Deadline \*

Last day contributions will be accepted



### Event Date

Date when project or event will occur (if applicable)



Project Categories (select all that apply)

Which of the following contributions are you seeking for your project? \* (select all that apply)

### Online Contributions (PayPal)

- ☐ Volunteers
- ☐ Materials
- ☐ Partners

Can other users personalize this project?

- ☐ Yes, allow other users to personalize this project

### Detailed Project Description \*

Provide a detailed project overview including community assessment information, project or event plans, purpose of project, who and how many people will benefit from the initiative, etc.



Consider including:

- How project needs were identified
- Who and how many people will benefit from this project
- Who will be responsible for overseeing and maintaining this project, if applicable
- How acquired contributions will be used if the contribution goals are not met in full

### Project Categories (select all that apply)

Categories allow contributors to find your project

- ☐ Basic Education and Literacy
- ☐ Community Service
- ☐ Disease Prevention and Treatment
- ☐ Economic and Community Development
- ☐ Fundraiser
- ☐ International Service
- ☐ Maternal and Child Health
- ☐ New Generations
- ☐ Other
- ☐ Peace and Conflict Prevention/Resolution
- ☐ Polio
- ☐ Vocational Service
- ☐ Water and Sanitation

### Project Keywords

Enter key words or phrases to associate with your project; separate key words with commas and then press "Add"

Example: disaster recovery

Add

- *How acquired contributions will be used if the contribution goals are not met in full*

body p

### Short Project Summary (viewers will see this overview before expanding project to see detailed project description) \*

A brief description of your project - used when the project is displayed in a smaller format

300 characters remaining

### Upload a Project Photograph

(max size 4mb; minimum resolution 620 x 372)

Select an Image

Cancel

Save & Go To Edit Project Contribution Requests






## Step 1 - Add Request for Project Volunteers



Specify the number of volunteers that are needed on a specific date(s) to help meet your project goals. Use the calendar below to create three types of volunteering options:

1. Volunteer opportunities spanning several days/weeks
2. Volunteer opportunities occurring on one specific date
3. Volunteer opportunities to complete a specific task.

Click on the calendar to learn more about each type of volunteering option and to add volunteering options to your project listing.



Today

16/04/2017 — 22/04/2017

Month

Week

Day

Requests

	Sun 16 Apr	Mon 17 Apr	Tue 18 Apr	Wed 19 Apr	Thu 20 Apr	Fri 21 Apr	Sat 22 Apr	
All Day								
07:00								
08:00								
09:00								
10:00								
11:00								
12:00								
13:00								
14:00								
15:00								
16:00								

Next



Please specify the types and quantities of contributions needed to reach your project goals. \* Indicates required information. ×

[Return to Project Overview](#)[Options ▾](#)[Save & Go to Review Project Details ▾](#)

## 2017 Project

Step 1 - Add Request for Project Volunteers ×

Step 2 - Add Request for Project Materials ×

Step 3 - Add Request for Project Partners ×

Select the type(s) of partner(s) needed to complete your project\*.

The "Partnership Requirements" field is required and will be displayed in the project listing next to the "Partner Type". For example, for a Subject Matter Expert partner, write: "Public health professional", "engineer", etc. If you need a funding or a global grant partner, specify the amount needed.

Under "Partnership Details" explain how each partner will help the project achieve its goals.

Multiple partner requests can be added.

\*Global grant funding is subject to approval by The Rotary Foundation. More information is available at [www.rotary.org/grants](http://www.rotary.org/grants).

Partner Type \*

Partner Requirements \*

50 characters remaining

Partnership Details

250 characters remaining

☐ Limit this request to one partner

Add

[Return to Project Overview](#)[Options ▴](#)[Save & Go to Review Project Details ▴](#)

# HOW TO CHECK CONTRIBUTIONS

Select **My Profile** and open the project you want to check.

The screenshot shows the Rotary website interface. At the top, there's a navigation bar with the Rotary logo, 'Browse Projects', 'My Club', 'My Profile', and 'Sign Out'. Below this, the user's name 'Kristin Brown' is displayed, along with '1 Active Projects' and '10 Contributions'. A sidebar on the left lists various project and contribution categories with counts: Projects - Active (1), Projects - Pending (0), Projects - Suspended (0), Recently Cancelled Projects (0), Projects - Passed Deadline (0), Contributions - Recent (3), and Contributions - Past (7). The main content area is titled 'Active Projects' and shows a project named 'Adopt a Beach' in Evanston, IL, with a photo of three people and a description of the program.

Select **Project Details**.

This screenshot shows the 'Project Details' page for the 'Adopt a Beach' project. It features a photo of a person in waders. The page includes buttons for 'Project Details' and 'Edit Project'. Below this, the project name 'Evanston Lighthouse' is shown, followed by 'View Profile' and 'Contact' buttons. The user's name 'Kristin Brown' is displayed with a 'View Profile' button. At the bottom, a yellow box shows the 'Time Left to Contribute' as 8 Hours, 17 Minutes, and 33 Seconds.

# CONTRIBUTIONS

Find contributors' names and email addresses under the request tab.

Adopt a Beach									
							Volunteers	Partners	
15 volunteers contributed of 80 requested volunteers									
Online Contributions							Email All	Copy List of Emails	Export
Contributor	Date	Description	Contribution	From	Until	Email	On Behalf Of	Anonymous	Case
<a href="#">Adelita Hernandez</a>	18/09/2013	Collect and bag trash	1 Person	21/09/2013 08:00	21/09/2013 11:00	<a href="mailto:adelita.hernandez@rotary.org">adelita.hernandez@rotary.org</a>		No	
<a href="#">Kristin Brown</a>	18/09/2013	Collect and bag trash	1 Person	21/09/2013 08:00	21/09/2013 11:00	<a href="mailto:kristin.brown@rotary.org">kristin.brown@rotary.org</a>	Evansston Lighthouse	No	

## Search

### Keyword

### Club



### Contribution Types

- ☐ Online Contributions (PayPal)
- ☐ Volunteers
- ☐ Materials
- ☐ Partnership

### Category

- ☐ Basic Education and Literacy
- ☐ Community Service
- ☐ Disease Prevention and Treatment
- ☐ Economic and Community Development
- ☐ Fundraiser
- ☐ International Service
- ☐ Maternal and Child Health
- ☐ New Generations
- ☐ Other
- ☐ Peace and Conflict Prevention/Resolution
- ☐ Polio
- ☐ Vocational Service
- ☐ Water and Sanitation

### Filter By

### Project Language

[Active Projects](#) **684**
[Users](#) **32099**
[My Club](#) **50797**
[1](#) [2](#) [3](#) [Next](#) [Last](#)


### Animal Rescue Foundation & Rotary Club of Calgary Heritage Park Annual Golf Tournament

Calgary, Alberta Canada 22 June 2017

The Rotary Club of Calgary Heritage Park and the Animal Rescue Foundation of Calgary jointly run this annual fundraising golf tournament, with RCCHP taking a lead organizational role. Funds generated are split 50/50 between RCCHP and ARF. RCCHP support programs both locally and around the world.



0

0



### Barrie Day of Giving

Barrie, Ontario Canada Canada 29 April 2017

Rotaract & Rotary combining to give a helping hand to folks in need in our community.



0



### Vocational Training Centre for School dropouts to impart skill training to enable individual to be capable to get employed/self employed

Goa, India India 15 June 2017

Technical Equipment for Vocational Training Institutes to develop skill training for school dropouts; To helping to reduce unemployment and encouraging entrepreneurship. To help uplift the lower section of the society financially & socially To boosting the morale of the backward communities.



0



### Red Cross Blood Refrigerator

San Fernando City, La Union Philippines

To assist the San Fernando Red Cross in providing long term,




[Overview](#)
[Contributors](#)
[Share this Project](#)

## Vocational Training Centre for School dropouts to impart skill training to enable individual to be capable to get employed/self employed

Goa, India India

15 June 2017

### Project Description

Select Language ▼

Tweet

Like 0

In & around Goa, there are lots of school dropouts. Thereafter they are lost in this world and either remain unemployed due to lack of education & skills or else get some small type jobs.

In order to provide these school dropouts with a platform of being skilled, we are providing them adequate vocational training viz courses in Electrical wiring, Plumbing, Hospitality (F&B, Housekeeping, Kitchen), Home Nursing, Airconditioning & refrigeration, Welding/fabrication, carpentry, etc.

As of now, under this concept there are 3 institutes in Goa. However these institutes lack the necessary training equipments for skill training which kind of hampers the total learning.

Also to get accredited & courses certified by Govt. Departments, specific kind of equipments need to be in the institutes to facilitate the training. Only then will Govt. recognise the Vocational courses & the trainees.

Panaji Riviera

[View Profile](#)
[Contact](#)

Harkishin Melvani

[View Profile](#)
[Contact](#)

Time Left to Contribute

40

Days

8

Hours

12

Minutes

15

Seconds



0

Partner

☐ Global Grant Partner: to fund as much as possible 0%

Rotary Club of Panaji Riviera is looking forward to support from International Club/Districts to partner this project. Total cost is approximately 31,000 USD. We will be glad if you join this noble project with any amount as you feel appropriate

☐ Don't display my contribution publicly

Contribute Now

# WHO CAN ADD PROJECTS ON ROTARY SHOWCASE?

**Any  
Rotarian**

**Any  
Rotaractor**



## Making a difference

Rotarians are improving lives in communities around the world every day through thousands of service projects. Browse projects to explore the good work that Rotary clubs are doing locally and globally. Share your own with the Rotary community and your Facebook friends.

### Add a new project

## SHOWCASE HIGHLIGHTS




## Family literacy nights

Our club is organizing a series of family literacy nights for students and parents

Project location	Greece
------------------	--------

Project category	International Basic education and literacy
------------------	---


Welcome **Test Club Leader**

 [Share](#)

## Is your project already listed?

- Include a project from other online systems on Showcase by clicking "Share"
- Get more information on a project that has already been added by clicking "View"
- Add your project by clicking "Add Project"

### EXISTING PROJECTS




Sup  
 Pro  
 for  
 Sta  
 End  
 Sou

### Before you begin

Please review the list of active projects on the next page to ensure your project has not already been created. If you don't see your project on the list, you can add it.

[Review current projects](#)



#### Mobile Medical clinic


Funding to retrofit an RV as mobile medical clinic providing care to the homeless.

Start date: 01 July 2016

End date: 30 June 2017

Source: Rotary Club Central

[Share](#)



#### Vaccination Distribution to Homeless

Funding/support for vaccination program for the unsheltered administered through the mobile med van

Start date: 01 July 2016

End date: 30 June 2017

Source: Rotary Club Central

[Share](#)

[Share](#)

- Add your project by clicking the "Add my project" button at the bottom of the page

## EXISTING PROJECTS



### Solar power for medical station

Providing solar suitcase power to remote village for medical care of residents.

Start date: 01 July 2016

End date: 30 June 2017

Source: Rotary Club Central

[Share](#)

### Ecuador, Child & Family Center Facilities

rehab residential facilities & furnishings creating an atmosphere conducive to family healing center

Start date: 01 July 2016

End date: 30 June 2017

Source: Rotary Club Central

[Share](#)

### Toilets for Literacy

Providing sanitation to allow girls to attend school - facilities were previously only for boys

Start date: 01 July 2016

End date: 30 June 2017

Source: Rotary Club Central

[Share](#)

If not, add your project. Start here.

[Add my project](#)



Cancel

Save



 [Edit project media](#)

\* **Project title** *(maximum 50 characters)*

50 - characters remaining

\* **Project overview** *(maximum 100 characters)*

100 - characters remaining

**Tell us about your project** *(maximum 1000 characters)*

1000 - characters remaining

\* **Project location**

**Project Timeline**

Start date:  
(dd/mm/yyyy)

20/04/2017



End date:  
(dd/mm/yyyy)

dd/mm/yyyy



☐ This project is complete

Cancel

Save

### \* Project category

☐ Community

☐ Fundraiser

☐ International

☐ Polio

☐ Vocational

☐ Area of Focus Choose One ▼

☐ New Generations

### Partners

✖ TEST Club013, VT, USA

+ Add

### Project contacts

✖ Test Club Leader

+ Add

### Related Links

+ Add

Tags ?

+ Add

### Funding

☐ Club Foundation

☐ Rotary Grant

☐ Public Image Grant

☐ Other

Cancel


Save

## PROJECT PHOTOS AND VIDEOS

Add photos and videos to help tell your project's story. (20 of 20 remaining)

+ Add

## IMPACT TRACKER

 (Go to Google <sup>®</sup>Currency converter)

Please make sure you fill out any relevant impact figures in the fields below. Providing this information tells a better story about the impact your club is making with Rotary worldwide.

### Partner: TEST Club013, VT, USA

Rotary Year	Total volunteer hours	Number of volunteers	Cash contributions (USD)
-------------	-----------------------	----------------------	--------------------------

2016-17 ▼

+

### In-kind donations

Rotary Year	Type	Quantity	Total value (USD)
-------------	------	----------	-------------------

2016-17 ▼

+

### Total Donations

Volunteer hours: -   Number of volunteers: -   Cash contributions: - USD   In-Kind contributions: - USD

Total volunteer hours

Number of volunteers

Total cash contributions

Total in-kind contributions

[<< Return to Showcase main page](#)

30 Results

Filter by

+ Keyword

+ Club

+ District

+ Zone

+ Location

+ Rotary Year

+ Category

+ Area of Focus

+ Funding



### Water purification for Heinola

Create a water purification system in Heinola, Finland

Location: Finland

Start date: 01 August 2016

End date: 01 June 2017



### Malaria Cabaret

This project provides disease prevention training, mosquito nets, and vaccines in Cabaret, Haiti.

Location: Haiti

Start date: 01 December 2016

End date: 01 June 2018



### Improving adult literacy

This project provides an adult literacy program to a rural village.

Location: Australia

Start date: 01 December 2015

End date: 01 December 2016



### Supplying incubators to remote clinics

Purchase and delivery of four incubators to support remote health clinics in the Dominican Republic

Location: Dominican Republic

Start date: 01 September 2015

End date: 01 March 2016



### 市民健康フェア

地元企業後援の下、住民250人に無料の健康診断（血液検査、歯科検診、眼科検診）を行いました。

Location: Japan

Start date: 01 June 2016

End date: 08 June 2016

[<< Return to search results](#)[<< Previous](#) |

## Improving adult literacy

This project provides an adult literacy program to a rural village.

Our project teams in Australia and New Zealand partnered to deliver teacher training and literacy education for the village of Spring Hill, Australia. A vocational team of four New Zealand educators are training 10 retired teachers and tutors in towns adjacent to Spring Hill to deliver an adult literacy program. Part of the program included visits to the State Library of New South Wales. The project will provide literacy training to over 300 adolescents and adults in the village, allowing them to pursue job opportunities in the area.

Select Language ▼

Project location	Australia
Project dates	Start: 01 December 2015 End: 01 December 2016
	✓ This project is complete.
Project category	Community, Fundraiser, Basic education and literacy
Funding	Rotary Grant
Project contacts	
Partners	TEST Club045, CT, USA

### IMPACT TRACKER

Total volunteer hours	Number of volunteers	Total cash contributions	Total in-kind contributions
500 Hours	10 People	— USD	— USD

### TAGS



# PROMOTE YOUR PROJECT

- Promote your project on social media sites such as Twitter and Facebook.
- Send the project to your professional and personal contacts.
- Share the project on a blog, your club or districts website, or in an e-newsletter

**WHO TO CONTACT FOR QUESTIONS?**

**ROTARY.SOCIAL@ROTARY.ORG**



[Exchange Ideas](#)
[Take Action](#)
[Learning & Reference](#)
[Manage](#)
[The Rotary Foundation](#)
[News & Media](#)
[Member Center](#)

## Learn by Role

[New Member](#)  
[Club Roles](#)  
[Trainers](#)  
[District Roles](#)  
[District committees](#)

## Learn by Topic

[Membership](#)  
[Fundraising](#)  
[Projects](#)  
[Grants](#)  
[Start a Club](#)  
[Public Relations](#)  
[Awards](#)  
[Rotaract](#)  
[Interact](#)

## About Rotary

[Our Priorities](#)  
[Our Structure](#)  
[Leadership](#)  
[Our Partners](#)  
[History](#)  
[Financials](#)  
[Official Directory](#)

## Policies & Procedures

[Governance Documents](#)  
[Council on Legislation](#)

## Document Center

## Learning Center

## Webinars



What do you want to do?



## About Rotary

We connect leaders, link diverse perspectives and build lasting relationships to take action in our communities at home and around the globe.

## Learn by role

Learn about Rotary club and district roles, as well as their impact on your community. Find resources and tools that support members in these roles.

Expand All ☐[\\_Getting Started](#)[Council on Legislation \(C...](#)[Goal Setting](#)[Membership](#)[Professional Development](#)[Rotary Grants](#)[Service Projects](#)[The Rotary Founda...](#)[Your Role](#)[Youth, Students, and Scho...](#)

SEARCH

[Advanced Search](#)

## COURSE

Filter By [ABC](#) ▾

## Rotary Grants: Building a Global Grant

Instructor: Learning and Development



Audience: All Rotarians

This course focuses on how to develop a global grant that will have long-term impact and relates to one or more of Rotary's areas of focus.

Updated: 7/2016

REGISTER

## Rotary's Areas of Focus

Instructor: Learning and Development

Date Registered 2/10/2015



Audience: All Rotarians

Download and use these slideshows for your own presentation on Rotary's Areas of Focus.

Updated: 01/2015

START

## Developing and Promoting Your Service Project

Instructor: Learning and Development

Date Registered 12/4/2014



In this course you will learn how to use Rotary's online tools to support your service projects. You will learn how to use Rotary Ideas to seek resources for developing projects and how to use

START



MY PROFILE

CATALOG

COURSE DISCUSSIONS

MY COURSES

COURSE HISTORY

[Course Home Page](#) | [Go To Course Material](#) | [Announcements](#) | [Course Community](#) |

## Developing and Promoting Your Service Project

Progress  14%

- ☐ \* Rotary Showcase User Guide.pdf
- ☒ \* Part 1: An Introduction to Rotary's ...
- ☐ \* Part 2: Posting a project seeking s...
- ☐ \* Part 3: Promoting posted projects
- ☐ \* Part 4: Supporting a project
- ☐ \* Rotary Ideas How to connect your ...
- ☐ \* Course Evaluation

### Part 1: An Introduction to Rotary's crowdsourcing platform

How Rotary's crowdsourcing platform can help you achieve your club service goals.



[Ideas.rotary.org, Part 1: An Introduction to Rotary's crowdsourcing platform](#) from [Rotary Training](#) on [Vimeo](#).



# Webinars

UPCOMING | ON DEMAND

All languages

All levels

Projects (2)

## Getting the most from Discussion Groups, Rotary Ideas, and Rotary Showcase

Tue, 14-Mar-2017 10:00 am

Level: Beginner

In this webinar we will go over the basics of these three online tools. We will review how they relate to each other, and how you can use them to enhance your club's service project, from its inception through planning, execution, and sharing its success.

Language: English

[VIEW NOW](#)

## Peace Projects: Rotarian and Peace Fellow Collaboration

Thu, 10-Mar-2016 9:00 am (60 min)

Level: Beginner

Learn about how Rotary Peace Fellows and Rotarians are working together to design and implement peace projects in their communities. Hear from both Fellows and Rotarians about how they got projects off the ground and how you can get involved and potentially start a project of your own!

# ACTIVITIES

- Rotary Ideas
  - Browse projects in a category that interests you
- Rotary Showcase
  - Browse all of the projects posted by clubs in District 7030
  - Review any/all projects posted by your club
- Learning & Reference
  - Start a course in the Learning Center that interests you
  - Search on demand webinars and note down one to watch later

# IDEAS.ROTARY.ORG

A crowdsourcing platform

## Crowdsourcing

**Crowdsourcing:** a method that helps you find partners, funds, volunteers, or in-kind donations more easily.



### Online Contributions

Indicate the amount of financial assistance your project needs. Set suggested contribution levels to encourage donations.



### Volunteers

Define your project's need for volunteers. Allow volunteers to select their time availability online.



### Materials

Create a list of items that are needed to achieve your project's goals. Contributors can pick specific items to donate.



### Partners

Find local or international partners to help complete your project. Indicate the types of connections your project needs such as international clubs, subject matter experts, and more.

# How to access ideas.rotary.org



The screenshot shows the Rotary website's main navigation bar with the following links: My Rotary, Exchange Ideas, Take Action, Learning & Reference, Manage, The Rotary Foundation, and Member News. The 'Take Action' menu is expanded, revealing four main categories: GIVE, DEVELOP PROJECTS, APPLY FOR GRANTS, and EMPOWER LEADERS. A blue callout box points to the 'Rotary Ideas' link under the 'DEVELOP PROJECTS' category.

**Rotary**

My Rotary Exchange Ideas **Take Action** Learning & Reference Manage The Rotary Foundation Member News

**GIVE**  
**GIVE NOW**  
Ways to Give  
Planned Giving  
Donor Recognition  
Miles to End Polio  
**END POLIO**


**DEVELOP PROJECTS**  
Lifecycle of a Project  
Rotary Club Central  
Rotary Ideas  
Rotary Showcase

**APPLY FOR GRANTS**  
Grant Application Tool  
District Grants  
Global Grants  
Grant Process  
Qualification  
Grant Activities

**EMPOWER LEADERS**  
Sponsor a Rotaract club  
Sponsor an Interact club  
Organize a RYLA Event  
Create a Scholarship  
Start an Exchange  
Support Peace Centers

If you're a club officer, you can start a project. Sign in to My Rotary and under **Take Action**, click **Rotary Ideas**.






[Browse Projects](#)

[My Profile](#)


[Sign Out](#)

## Featured Projects





### KAREN TECHNICAL TRAINING INSTITUTE FOR THE DEAF

The Karen Technical school for deaf requires, Classrooms renovation, Fresh drinking water and furniture for 150 students who are deaf .





300






2







### Comunidad en Crecimiento

Desarrollo de sus habitantes, en Idiomas, Salud, Auto sustentabilidad, aprendiendo oficios.





10






2







### Lending libraries for rural communities in the southern Philippines

Most children in the rural areas of the Philippines lack access to books in their homes. Books are needed for ages 4-12 in English. These can be easily gathered and sent





2100






1






#### Online Contributions

Indicate the amount of financial assistance your project needs. Set suggested contribution levels to encourage donations.




#### Volunteers

Define your project's need for volunteers. Allow volunteers to select their time availability online.



#### Materials

Create a list of items that are needed to achieve your project's goals. Contributors can pick specific items to donate.



#### Partners

Find local or international partners to help complete your project. Indicate the types of connections your project needs such as international clubs, subject matter experts, and more.

## Who can add projects?

- Club President
- Club Secretary
- Club Executive Secretary
- Club Treasurer
- Club Membership Chair
- Club Foundation Chair
- Rotaract Advisor
- Rotaract Club President

# How to publish a project on Rotary Ideas

The screenshot shows the 'Create Project' form on the Rotary Ideas website. The form is divided into several sections with various input fields and checkboxes. Blue callout boxes with white text provide instructions for key parts of the form:

- Follow instructions to fill in the fields.** Points to the 'Project Title' and 'Project Location' fields.
- Select the contribution types needed for your project.** Points to the 'Which of the following contributions are needed for your project?' section.
- Describe your project plans in detail.** Points to the 'Detailed Project Description' section.
- If your project is a one-day event, enter the date.** Points to the 'Event Date' field.
- Users will see your summary and photo on the landing page.** Points to the 'Short Project Summary' and 'Upload a Project Photograph' sections.
- Save and continue.** Points to the 'Save & Go To Edit Project Contribution Requests' button at the bottom.

**Project Title \***  
Enter a name for your project.  
200 characters remaining

**Project Location \***  
Enter the address or general location of the project.  
200 characters remaining

**Country**  
United States

**Preferred Language**  
English

**Contribution Deadline \***  
Last day contributions will be accepted.  
[Date Picker]

**Event Date**  
Date when project or event will occur (if applicable)  
[Date Picker]

**Project Categories (select all that apply)**  
Categorize your contributions to find your project.

- ☒ Basic Education and Literacy
- ☒ Community Service
- ☒ Disease Prevention and Treatment
- ☒ Economic and Community Development
- ☒ Fundraiser
- ☒ International Service
- ☒ Maternal and Child Health
- ☒ New Generations
- ☒ Other
- ☒ Peace and Conflict Prevention/Resolution
- ☒ Polo
- ☒ Vocational Service
- ☒ Water and Sanitation

**Project Keywords**  
Enter key words or phrases to associate with your project. Separate key words with commas and use plus signs (+) or minus signs (-) to exclude words.  
Example: disaster recovery [Add]

**Which of the following contributions are needed for your project? \* (select all that apply)**

- ☒ Online Contributions (PayPal)
- ☒ Volunteers
- ☒ Materials
- ☒ Partners

**Detailed Project Description \***  
Provide a detailed project overview including community assessment information, project or event plans, purpose of project, who and how many people will benefit from the initiative, etc.

Consider including:

- How project needs were identified
- Who and how many people will benefit from this project
- Who will be responsible for overseeing and managing this project, if applicable
- How acquired contributions will be used and how contribution goals are not met

**Short Project Summary (viewers will see this overview before expending project to see detailed project description)**  
A brief description of your project - used when the project is displayed in format

300 characters remaining

**Upload a Project Photograph**  
(Max size 4mb, minimum resolution 520 x 372)

Select an Image

**Save & Go To Edit Project Contribution Requests**

## The next steps...

Expand each type of resource requested and add details.



Step 1 - Add Request for Online Contributions via PayPal 

Step 2 - Add Request for Project Volunteers 

Step 3 - Add Request for Project Materials 

Step 4 - Add Request for Project Partners 

[Return to Project Overview](#) [Options ▾](#) [Save & Go to Review Project Details](#) 

When you've added all of your contribution requests, review and publish your project.

## Promote your project

- Promote your project on social media sites such as Twitter and Facebook.
- Send the project to your professional and personal contacts.
- Share the project on a blog, your club or districts website, or in an e-newsletter



# How to check contributions on Rotary Ideas

Select **My Profile** and open the project you want to check.

The screenshot shows the Rotary Ideas user interface. At the top, there's a navigation bar with the Rotary logo, 'Browse Projects', 'My Club', 'My Profile' (highlighted with a blue speech bubble), and 'Sign Out'. Below this, the user's name 'Kristin Brown' is displayed, along with '1 Active Projects' and '10 Contributions'. A sidebar on the left lists project status filters: 'Projects - Active' (1), 'Projects - Pending' (0), 'Projects - Suspended' (0), 'Recently Cancelled Projects' (0), 'Projects - Passed Deadline' (0), 'Contributions - Recent' (3), and 'Contributions - Past' (7). The main content area is titled 'Active Projects' and shows a project named 'Adopt a Beach' at 'Lighthouse Beach, Evanston, IL, United States' dated '21 September 2013'. It includes a photo of three people and a description of the project's purpose. Below the project title, there are three circular icons with numbers: a gear with '15', a clock with '15', and a person with '0'.

Select **Project Details**.

This screenshot shows the 'Project Details' page for the 'Adopt a Beach' project. It features a large photo of a person in waders. The page has two tabs: 'Project Details' (selected) and 'Edit Project'. Below the tabs, the project name 'Evanston Lighthouse' is shown, followed by 'View Profile' and 'Contact' buttons. The user's name 'Kristin Brown' is displayed with a 'View Profile' button. At the bottom, a yellow box shows the 'Time Left to Contribute' as 8 Hours, 17 Minutes, and 33 Seconds.

## Contributions

Find contributors' names and email addresses under the request tab.

# Adopt a Beach

Volunteers

Partners

15 volunteers contributed of 80 requested volunteers

Online Contributions

Print All

Copy List of Emails

Export

Contributor	Date	Description	Contribution	From	Until	Email	On Behalf Of	Anonymous	Cause
<a href="#">Adelita Hernandez</a>	18/09/2013	Collect and bag trash	1 Person	21/09/2013 08:00	21/09/2013 11:00	<a href="mailto:adelita.hernandez@rotary.org">adelita.hernandez@rotary.org</a>		No	
<a href="#">Kirstin Brown</a>	18/09/2013	Collect and bag trash	1 Person	21/09/2013 08:00	21/09/2013 11:00	<a href="mailto:kirstin.brown@rotary.org">kirstin.brown@rotary.org</a>	Evanson Lighthouse	No	

## To Contact RI personnel:

Contact us at **[social@rotary.org](mailto:social@rotary.org)**  
to find out:

- How to check contributions
- How to add PayPal
- How to edit your project
- How to search for projects
- Where to find video tutorials



# Rotary Showcase

## Why use Rotary Showcase?

- Rotary Showcase is an online application that allows Rotarians and Rotaractors to share stories of their clubs' successful projects with people around the world. In addition, project stories are a source for features in Rotary International blogs and newsletters.
- The Showcase's Impact Tracker shows the aggregate worldwide impact of each Rotary project in terms of volunteers and volunteer hours, cash contributions, and in-kind donations. It also shows the collective impact of all reported projects.



# How to use Rotary Showcase



The image shows a screenshot of the Rotary website's main navigation menu. The menu is dark blue with white text. At the top, the Rotary logo is on the left, and a series of links are on the right: My Rotary, Exchange Ideas, Take Action, Learning & Reference, Manage, The Rotary Foundation, and Member News. Below these links, there are four main categories: GIVE, DEVELOP PROJECTS, APPLY FOR GRANTS, and EMPOWER LEADERS. Each category has a list of sub-links. A blue callout box with white text points to the 'Rotary Showcase' link under the 'DEVELOP PROJECTS' category.

**Rotary**

My Rotary Exchange Ideas **Take Action** Learning & Reference Manage The Rotary Foundation Member News

**GIVE**  
**GIVE NOW**  
Ways to Give  
Planned Giving  
Donor Recognition  
Miles to End Polio  
**END POLIO**

**DEVELOP PROJECTS**  
Lifecycle of a Project  
Rotary Club Central  
Rotary Ideas  
**Rotary Showcase**


**APPLY FOR GRANTS**  
Grant Application Tool  
District Grants  
Global Grants  
Grant Process  
Qualification  
Grant Activities  
Grants Travel Request  
Foundation Grants

**EMPOWER LEADERS**  
Sponsor a Rotaract club  
Sponsor an Interact club  
Organize a RYLA Event  
Create a Scholarship  
Start an Exchange  
Support Peace Centers  
Join a Rotarian Action Group  
Form a Rotary Fellowship  
Develop a Rotary Community Corps

**To add your project, sign in to My Rotary and under Take Action, click Rotary Showcase.**



# Add a new project

**Rotary**  **Showcase**


Welcome **Kristin Brown** [Help](#) [Share](#)

## Making a difference

Rotarians are improving lives in communities around the world every day through thousands of service projects. Browse projects to explore the good work that Rotary clubs are doing locally and globally. Share your own with the Rotary community and your Facebook friends.

[Add a new project](#)

### SHOWCASE HIGHLIGHTS



#### Potable Water Project

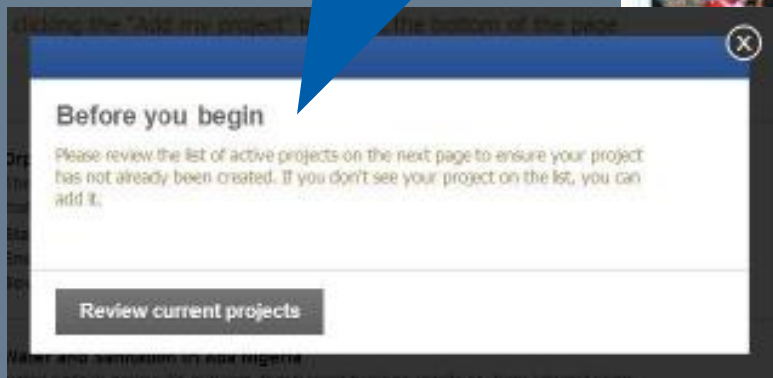
To help provide potable water to the Rosario National High School and surrounding communities.

Click **Add a new project**

## Before continuing...

Check all of the projects already posted for your club and other club partners to avoid duplication.





After you select **Add a new project**, you will see this window.



### Is your project already listed?

- Include a project from other online systems on Showcase by clicking "Share"
- Get more information on a project that has already been added by clicking "View"
- Add your project by clicking the "Add my project" button at the bottom of the page

#### EXISTING PROJECTS

	<b>Source: Showcase</b>	<a href="#">View</a>
	<b>Evanston Lighthouse Supports ESCCA</b> Clothing drive for the Evanston School Children's Clothing Association <b>Start date:</b> 20 October 2012 <b>End date:</b> 20 October 2012 <b>Source:</b> Showcase	<a href="#">View</a>
	<b>Evanston Rotarians+Rotaractors Rebuilding Together</b> The EVLRC has worked to improve community homes since 1999 to preserve and revitalize households. <b>Start date:</b> 22 April 2013 <b>End date:</b> 08 May 2013 <b>Source:</b> Showcase	<a href="#">View</a>
	<b>Campus Kitchens</b> Delivering meals to Cook County Hospice <b>Start date:</b> 06 July 2012 <b>End date:</b> 06 July 2013 <b>Source:</b> Showcase	

**If not, add your project. Start here.** [Add my project](#)

If you do not see your project listed, select **Add my project**.

# Add information about your project

## REQUIRED INFORMATION

**Project title:** Choose a short, descriptive, compelling title. It is the first thing Showcase users will see.

**2. Project overview:** Provide a short (maximum of 100 characters) description of the project. This is what users will see when browsing.

**3. Tell us about your project:** This is where you write the detailed success story (1,000-character maximum).

**4. Project location:** Country where the project took place.

**5. Project dates:** The **Start date** is required but the **End date** is optional. If the project is complete, check the box.

**6. Project category:** You must choose at least one from the drop-down menu.



Project title (maximum 50 characters)

50 - characters remaining

Project overview (maximum 100 characters)

100 - characters remaining

Tell us about your project (maximum 1000 characters)

1000 - characters remaining

Project location

Project Timeline

Start date: 18/12/2015

End date: dd/mm/yyyy

☐ This project is complete

Project category

# Add your project

Select one or more categories, and *one* primary area of focus

Identify your Rotary and Rotaract and Rotary Community Corps club partners.

Upload up to 20 images and links to YouTube videos.

When you click **Save**, your project is published immediately.

Add members of your partner clubs as project contacts.

Add your project's contributions to measure Rotary's global impact.

The screenshot shows a web form for adding a project. At the top right is a blue 'Save' button. The 'Project category' section includes checkboxes for Community, International, Vocational, New Generations, Fundraiser, and Polio, along with an 'Area of Focus' dropdown menu. Below this is a 'Partners' section with a list containing 'Barrie, ON, Canada' and a green '+ Add' button. The 'Project contacts' section has a list with 'Derek Lubert' and a green '+ Add' button. The 'Related Links' section has a green '+ Add' button. The 'Tags' section has a green '+ Add' button. The 'Funding' section includes checkboxes for Club Foundation, Public Image Grant, Rotary Grant, and Other, with input fields for the last two. Below these sections is a 'PROJECT PHOTOS AND VIDEOS' section with a green '+ Add' button and a note: 'Add photos and videos to help tell your project's story. (20 of 20 remaining)'. This is followed by an 'IMPACT TRACKER' section with a note: 'Please make sure you fill out any relevant impact figures in the fields below. Providing this information tells a better story about the making with Rotary worldwide.' At the bottom, there is a 'Partner: Barrie, ON, Canada' section with a table for impact tracking. The table has columns for 'Rotary Year', 'Total volunteer hours', 'Number of volunteers', and 'Cash contributions (USD)'. The 'Rotary Year' column has a dropdown menu showing '2014-15'. Below the table is a label 'In-kind donations'.

**Project category**

☐ Community ☐ Fundraiser  
☐ International ☐ Polio  
☐ Vocational ☐ Area of Focus Choose One  
☐ New Generations

**Partners**

Barrie, ON, Canada + Add

**Project contacts**

Derek Lubert + Add

**Related Links** + Add

**Tags** + Add

**Funding**

☐ Club Foundation ☐ Rotary Grant   
☐ Public Image Grant ☐ Other

**PROJECT PHOTOS AND VIDEOS** + Add

Add photos and videos to help tell your project's story. (20 of 20 remaining)

**IMPACT TRACKER**

Please make sure you fill out any relevant impact figures in the fields below. Providing this information tells a better story about the making with Rotary worldwide.


**Partner: Barrie, ON, Canada**

Rotary Year	Total volunteer hours	Number of volunteers	Cash contributions (USD)
2014-15	<input type="text"/>	<input type="text"/>	<input type="text"/>

In-kind donations




# Your finished project

[Donate](#) | [Club Locator](#) | [Language Selector](#) ▼

**Rotary**  **Showcase**

[+ Share](#)

[<< Return to search results](#) [<< Previous | Next >>](#)





## Humanitarian aid to Eidomeni

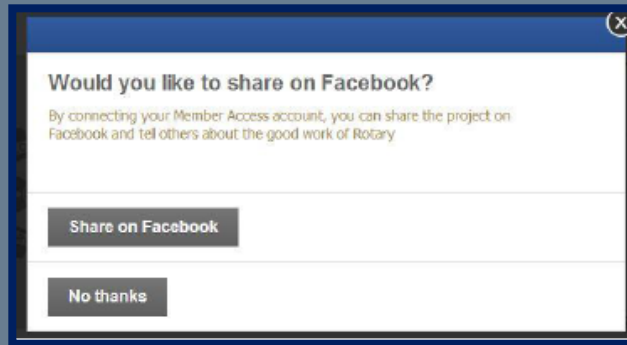
distribution clothing and shoes to the refugee camp in Eidomeni

On Sunday 25/10/2015, ten members of East Larisa Rotary Club along with two volunteers visited the refugee camp in Eidomeni to distribute 50 cases of clothing and shoes.

Select Language ▼

<b>Project location</b>	Greece
<b>Project dates</b>	Start: 01 October 2015 End: 25 October 2015  ✓ This project is complete.
<b>Project category</b>	Community, Disease prevention and treatment
<b>Funding</b>	Club Foundation
<b>Project contacts</b>	Nikolaos Efstathiou, Larissa East    (contact) Ioannis Paletas, Larissa East    (contact) Eleni Katsaouni, Larissa East    (contact)
<b>Partners</b>	Larissa East, Greece

## How to share a project



- You have posted your project on Rotary Showcase, but don't stop there! Now share your project with the world.

- After you have saved your project's details, you will be prompted to share the project on Facebook. This simple step will allow your friends to see the project, and in turn share it with their networks.

- That will magnify the exposure of your club's project both within and beyond the Rotary world.



## Featured projects

Rotary staff review all projects posted on Rotary Showcase. Projects with an inspiring story, effective images, and impact data may be featured on the landing page for 30 days.



## More questions about Rotary Showcase

Need more Rotary Showcase resources?

Contact us at **[social@rotary.org](mailto:social@rotary.org)**.